



AVAILABLE FROM
williams
WILLIAMS IRONMONGERY

Williams Ironmongery Ltd (London)
1 Fashion Street
Spitalfields
London
E1 6LY
Contact: london@williams-ironmongery.co.uk
Tel: 0207 247 8821

Williams Ironmongery Ltd (Head Office)
Unit 89 Hartlebury Trading Estate
Hartlebury
Worcs
DY10 4JB
Contact: sales@williams-ironmongery.co.uk
Tel: 01299 250 824

Allart Select

Rosettes - Face fixed

A selection of seven traditional period designs of face fixed Rosettes, four of which are available in two sizes; and all seven are designed to work in conjunction with the Door Levers & Door Knobs to be found in sections ST1 & ST2.



Fixings

Supplied with finish matched no.6 x 19mm wood screws, alignment collars and installation instructions.

How to Order

Split Finish Sets -
order as singles

- 1) select ROSETTE/BACKPLATE (e.g. **2755**)
- 2) add FINISH (e.g. 2755**PB**)
- 3) 2721, 2722, 2727 & 2738 only - add SIZE (e.g. 2722**PB/B**).

For HALF SET (single rosette) add/H (e.g. 2755**PB/H** or 2722**PB/B/H**).


Finishes - See our price list or website for finish availability.




▲ 2721



▲ 2722



▲ 2727



▲ 2738



▲ 2755 57 x 57 x 7



▲ 2731 63 x 43 x 6



▲ 2753 70 x 45 x 10

	A	B	C	Proj
2721/2727	Ø 57	Ø 63	-	10
2722/2738	Ø 57	Ø 65	Ø 70	12



FIX DEAD
DUMMY
MOUNT
achieved
using 9001
(sold separately see
page ST6:080).



ALIGNMENT
COLLARS
SUPPLIED

Rosettes - Concealed fix

A selection of six traditional period designs of concealed fix Rosettes, all available in four sizes; and all designed to work in conjunction with the Door Levers & Door Knobs to be found in sections ST1 & ST2.



Fixings

Supplied with subroses, no.4 x 13mm wood screws, alignment collars and installation instructions.

Fix Dead Rosettes are supplied with 7813 mounts in place of standard subroses (*).

Pair of Pre-Bore Rosettes (sizes C & D only) supplied with 7800 Pre-Bore Adapter in place of standard subroses (*).

(*) See pages ST6:070 & 080 for details.

How to Order

Split Finish Sets -
order as singles

- 1) select ROSETTE (e.g. **7834**)
- 2) add FINISH (e.g. 7834**PB**)
- 3) add SIZE (7834PB/**B**).

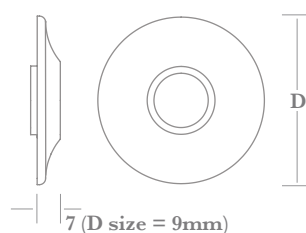

For HALF SET (single rosette) add/H (e.g. 7834PB/B/**H**).

For pair of rosettes FIX DEAD add FDS (e.g. 7834PB/B/**FDS**).

For single rosette FIX DEAD add FD (e.g. 7834PB/B/H/**FD**).


For PRE-BORE ADAPTOR (sizes C & D only) add PRE (e.g. 7834PB/C/**PRE**).

Finishes - See our price list or website for finish availability.



	A	B	C	D
D (dia)	Ø 44	Ø 54	Ø 64	Ø 76

Custom sizes available upon request - surcharge may apply.



Rosettes - Concealed fix

Four modern contemporary, and two traditional period, designs of concealed fix Rosettes. All are available in up to four sizes, and all are designed to work in conjunction with the Door Levers & Door Knobs to be found in sections ST1 & ST2.



Fixings

Supplied with subroses, no.4 x 13mm wood screws, alignment collars and installation instructions.

Fix Dead Rosettes are supplied with 7813 mounts in place of standard subroses (*).

Pair of Pre-Bore Rosettes (sizes C & D only (except 7845 - D only)) supplied with 7800 Pre-Bore Adaptor in place of standard subroses (*).

(*) See pages ST6:070 & 080 for details.

How to Order

Split Finish Sets - order as singles

- 1) select ROSETTE (e.g. **7846**)
- 2) add FINISH (e.g. 7846**PB**)
- 3) add SIZE (7846**PB/B**).

For HALF SET (single rosette) add/H (e.g. 7846PB/B/**H**).

For pair of rosettes FIX DEAD add FDS (e.g. 7846PB/B/**FDS**).


For single rosette FIX DEAD add FD (e.g. 7846PB/B/**H/FD**).

For PRE-BORE ADAPTOR (sizes C & D only (except 7845 - D only)) add PRE (e.g. 7846PB/C/**PRE**).


Finishes - See our price list or website for finish availability.




▲ 7842




▲ 7843




▲ 7844



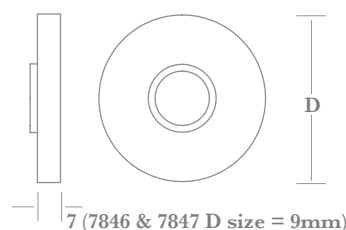
▲ 7845 (available in B, C & D size only)



▲ 7846



▲ 7847



	A	B	C	D
D (dia)	Ø 44	Ø 54	Ø 64	Ø 76

Custom sizes available upon request - surcharge may apply.



FIX DEAD DUMMY OPTION



SUBROSES & ALIGNMENT COLLARS SUPPLIED



PRE-BORE ADAPTOR AVAILABLE

Rosettes - Concealed fix

Four designs of concealed fix Rosettes, each available in four sizes; and all designed to work in conjunction with the Door Levers & Door Knobs to be found in sections ST1 & ST2.



Fixings

Supplied with subroses, no.4 x 13mm wood screws, alignment collars and installation instructions.

Fix Dead Rosettes are supplied with 7813 mounts in place of standard subroses (*).

Pair of Pre-Bore Rosettes (sizes C & D only) supplied with 7800 Pre-Bore Adaptor in place of standard subroses (*).

(*) See pages ST6:070 & 080 for details.

How to Order

Split Finish Sets - order as singles

- 1) select ROSETTE (e.g. **7820**)
- 2) add FINISH (e.g. 7820**PB**)
- 3) add SIZE (7820PB/**B**).


For HALF SET (single rosette) add/H (e.g. 7820PB/B/**H**).

For pair of rosettes FIX DEAD add FDS (e.g. 7820PB/B/**FDS**).


For single rosette FIX DEAD add FD (e.g. 7820PB/B/H/**FD**).

For PRE-BORE ADAPTOR (sizes C & D only) add PRE (e.g. 7820PB/C/**PRE**).


Finishes - See our price list or website for finish availability.




▲ 7820



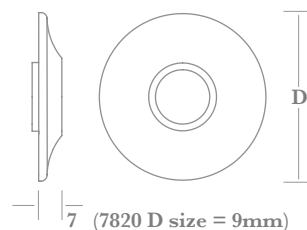
▲ 7823



▲ 7828



▲ 7832



	A	B	C	D
D (dia)	Ø 44	Ø 54	Ø 64	Ø 76

Custom sizes available upon request - surcharge may apply.



FIX DEAD DUMMY OPTION




SUBROSES & ALIGNMENT COLLARS SUPPLIED




PRE-BORE ADAPTOR AVAILABLE

Rosettes - Concealed fix

Three octagonal and one Art Deco design concealed fix Rosettes - designed to work in conjunction with the Door Levers & Door Knobs to be found in sections ST1 & ST2.



7824 A size shown with 7624 A size knob



▲ 7825



size A shown

▲ 7837

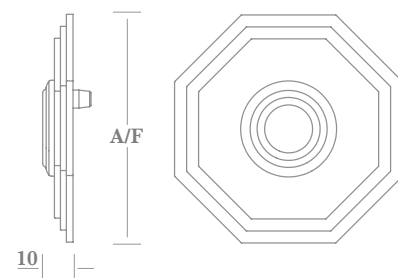


size A shown

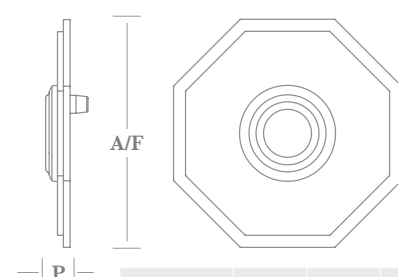
▲ 7824



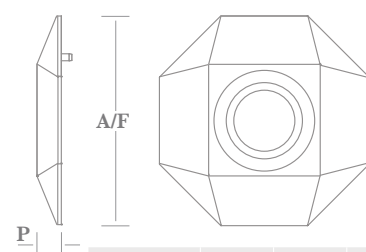
▲ 7826



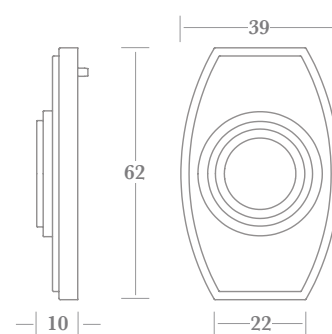
	AA	A	B
Size A/F	57	64	76



	A	B	C
Size A/F	57	64	76
P (proj)	9	9	10



	A	B	C
Size A/F	53	60	70
P (proj)	6	7	8



Fixings

Supplied with subroses, no.4 x 13mm wood screws, alignment collars and installation instructions.

Fitted with anti-rotation pegs.

Fix Dead Rosettes are supplied with 7813 mounts in place of standard subroses (*).

Pair of Pre-Bore Rosettes are supplied with 7800 Pre-Bore Adapter in place of standard subroses (*).

(*) See pages ST6:070 & 080 for details.

How to Order

Split Finish Sets -
order as singles

1) select PLATE (e.g. **7825**)

2) add FINISH (e.g. 7825**PB**)

3) add SIZE (except 7826) (e.g. 7825PB/**B**).

For HALF SET (single rosette) add/H (e.g. 7825PB/B/**H**).

For pair of rosettes FIX DEAD add FDS (e.g. 7825PB/B/H/**FDS**).

For single rosette FIX DEAD add FD (e.g. 7825PB/B/H/**FD**).

For PRE-BORE ADAPTOR (*) add PRE (e.g. 7825PB/B/**PRE**).

(*) Cannot be used with 7826, 7824A or B.

Finishes - See our price list or website for finish availability.



SUBROSES &
ALIGNMENT
COLLARS
SUPPLIED



7800

PRE-BORE
ADAPTOR
AVAILABLE



7813

FIX DEAD
DUMMY
OPTION

A/F = dimension across flats

Custom sizes available upon request -
surcharge may apply.

UPDATED
07/18

ST3:050

© Frank Allart 2018