



AVAILABLE FROM
williams
WILLIAMS IRONMONGERY

Williams Ironmongery Ltd (London)
1 Fashion Street
Spitalfields
London
E1 6LY
Contact: london@williams-ironmongery.co.uk
Tel: 0207 247 8821

Williams Ironmongery Ltd (Head Office)
Unit 89 Hartlebury Trading Estate
Hartlebury
Worcs
DY10 4JB
Contact: sales@williams-ironmongery.co.uk
Tel: 01299 250 824

Allart Select

Door Knobs

Two traditional period Door Knobs - both available in three sizes - designed to work in conjunction with the Rosettes & Backplates to be found in sections ST3 & ST4.

Complementary Thumb Turns can be found in section ST7, and Cabinet Knobs in section CF1.



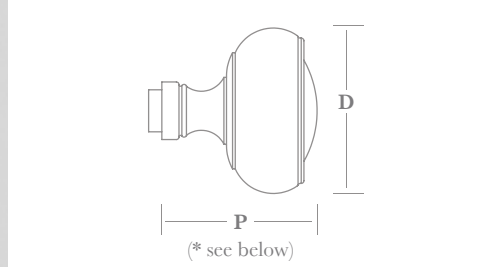
▲ 7620



▲ 7625



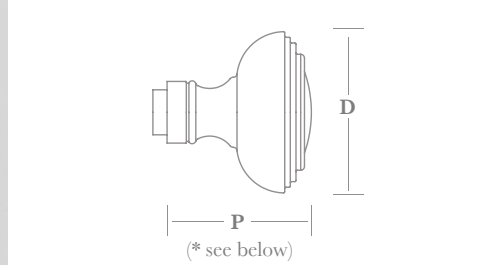
▲ 7620B with 6000B plate



▲ 7620C with 7820C rosette



▲ 7625B with 8700B plate



▲ 7625C with 7823C rosette

Fixings

Supplied with 8mm x 110mm stainless steel lockpoint spindle and M6 grub screw (64mm max. door thickness); alternative spindle lengths and functions are available - see pages ST6:070 & 080.
Installation instructions supplied.

How to Order

Split Finish Sets -
order as singles

- 1) select KNOB (e.g. 7620)
- 2) add FINISH (e.g. 7620PC)
- 3) add SIZE (e.g. 7620PC/B)

For HALF SET (single knob) add /H (e.g. 7620PC/B/H).

For use with Baldwin 7.2mm spindles, diamond orientation, add BWN to code (e.g. 7620PC/B/BWN).

Backplates and Rosettes ordered separately - see sections ST3 and ST4.

Finishes - See our price list or website for finish availability.

	A	B	C
D (diameter)	Ø 51	Ø 56	Ø 63
P (projection)	48*	52*	59*

* total projection: add 7mm for rosette, 6mm for backplate with flush collar & 10mm for plate with raised collar.

UPDATED
07/18

ST2:005
© Frank Allart 2018

Door Knobs

Two classic Door Knobs - both available in four sizes - designed to work in conjunction with the Rosettes & Backplates to be found in sections ST3 & ST4.

Complementary Thumb Turns can be found in section ST7, and Cabinet Knobs in section CF1.



Fixings

Supplied with 8mm x 110mm stainless steel lockpoint spindle and M6 grubscrew (64mm max. door thickness); alternative spindle lengths and functions are available - see pages ST6:070 & 080.

Installation instructions supplied.

How to Order

Split Finish Sets - order as singles

- 1) select KNOB (e.g. **7650**)
- 2) add FINISH (e.g. 7650**PC**)
- 3) add SIZE (e.g. 7650PC/**B**)

For HALF SET (single knob) add /H (e.g. 7650PC/B/**H**).

For use with Baldwin 7.2mm spindles, diamond orientation, add BWN to code (e.g. 7650PC/B/**BWN**).

Backplates and Rosettes ordered separately - see sections ST3 and ST4.

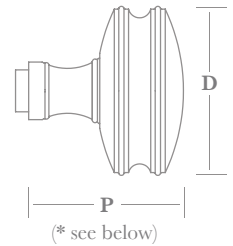
Finishes - See our price list or website for finish availability.




▲ **7650**



▲ **7650B** with **5900B** plate



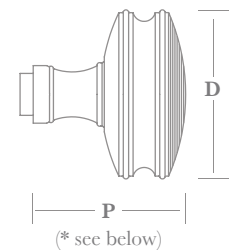
▲ **7650C** with **7841C** rosette



▲ **7651**



▲ **7651B** with **5900B** plate



▲ **7651C** with **7827C** rosette


	A	B	C	D
D (diameter)	Ø 48	Ø 54	Ø 64	Ø 75
P (projection)	44*	53*	59*	65*

* total projection: add 7mm for rosette, 6mm for backplate with flush collar & 10mm for plate with raised collar.


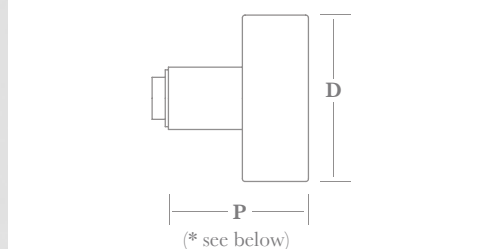
Door Knobs

Two contemporary Door Knobs - both available in three sizes - designed to work in conjunction with the Rosettes & Backplates to be found in sections ST3 & ST4.

Complementary Thumb Turns can be found in section ST7, and Cabinet Knobs in section CF1.



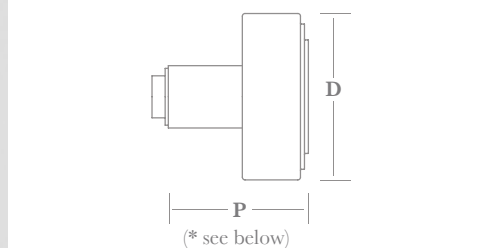
▲ 7628



▲ 7628B with 7843C rosette



▲ 7629



▲ 7629B with 7842C rosette

Fixings

Supplied with 8mm x 110mm stainless steel lockpoint spindle and M6 grubscrew (64mm max. door thickness); alternative spindle lengths and functions are available - see pages ST6:070 & 080.

Installation instructions supplied.

How to Order

Split Finish Sets - order as singles

- 1) select KNOB (e.g. 7628)
- 2) add FINISH (e.g. 7628PC)
- 3) add SIZE (e.g. 7628PC/B)

For HALF SET (single knob) add /H (e.g. 7628PC/B/H).

For use with Baldwin 7.2mm spindles, diamond orientation, add BWN to code (e.g. 7628PC/B/BWN).

Backplates and Rosettes ordered separately - see sections ST3 and ST4.

Finishes - See our price list or website for finish availability.


	A	B	C
D (diameter)	Ø 56	Ø 63	Ø 75
P (projection)	51	54	57

* total projection: add 7mm for rosette, 6mm for backplate with flush collar & 10mm for plate with raised collar.

Door Knobs

Two contemporary Door Knobs - both available in three sizes - designed to work in conjunction with the Rosettes & Backplates to be found in sections ST3 & ST4.

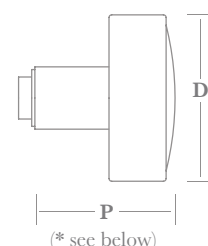
Complementary Thumb Turns can be found in section ST7, and Cabinet Knobs in section CF1.




▲ 7630



▲ 7630B with 5900C plate




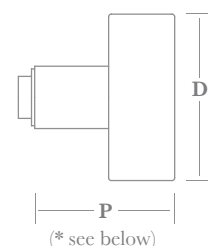
▲ 7630B with 7842C rosette



▲ 7632



▲ 7632B with 4900C plate



▲ 7632B with 7843C rosette

Fixings

Supplied with 8mm x 110mm stainless steel lockpoint spindle and M6 grubscrew (64mm max. door thickness); alternative spindle lengths and functions are available - see pages ST6:070 & 080.

Installation instructions supplied.

How to Order

Split Finish Sets - order as singles

- 1) select KNOB (e.g. **7630**)
- 2) add FINISH (e.g. 7630**PC**)
- 3) add SIZE (e.g. 7630PC/**B**)

For HALF SET (single knob) add /H (e.g. 7630PC/B/**H**).

For use with Baldwin 7.2mm spindles, diamond orientation, add BWN to code (e.g. 7630PC/B/**BWN**).

Backplates and Rosettes ordered separately - see sections ST3 and ST4.

Finishes - See our price list or website for finish availability.

	A	B	C
D (diameter)	Ø 56	Ø 63	Ø 75
P (projection) 7630	51	54	59
7632	51	54	57

* total projection: add 7mm for rosette, 6mm for backplate with flush collar & 10mm for plate with raised collar.

Door Knobs

Two classic Art Deco period Door Knobs designed to work in conjunction with the Rosettes & Backplates to be found in sections ST3 & ST4.

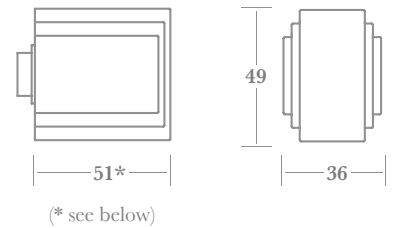
Complementary Thumb Turns can be found in section ST7, and Cabinet Knobs in section CF1.



▲ **7668** (square edge design)



▲ **7668** with **6700B** plate



▲ **7668** with **7842B** rosette

Fixings

Supplied with 8mm x 110mm stainless steel lockpoint spindle and M6 grub screw (64mm max. door thickness); alternative spindle lengths and functions are available - see pages ST6:070 & 080.

Installation instructions supplied.

How to Order

Split Finish Sets - order as singles

1) select KNOB design (e.g. **7668**)

2) add FINISH (e.g. 7668**PC**)

For HALF SET (single knob) add /H (e.g. 7668**PC/H**).

For use with Baldwin 7.2mm spindles, diamond orientation, add BWN to code (e.g. 7668**PC/BWN**).

Backplates and Rosettes ordered separately - see sections ST3 and ST4.

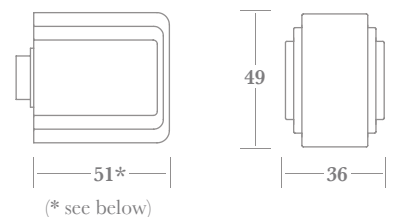
Finishes - See our price list or website for finish availability.



▲ **7669** (round edge design)



▲ **7669** with **6800B** plate



▲ **7669** with **7842B** rosette

* total projection: add 7mm for rosette & 6mm for backplate. Knob design not suitable for use with backplates fitted with raised collars.

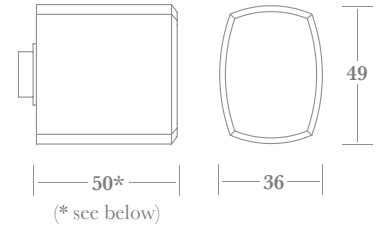
Door Knobs

Two classic 1960's period Door Knobs designed to work in conjunction with the Rosettes & Backplates to be found in sections ST3 & ST4.

Complementary Thumb Turns can be found in section ST7, and Cabinet Knobs in section CF1.



▲ 7660



Fixings

Supplied with 8mm x 110mm stainless steel lockpoint spindle and M6 grubscrew (64mm max. door thickness); alternative spindle lengths and functions are available - see pages ST6:070 & 080.

Installation instructions supplied.

How to Order

Split Finish Sets - order as singles

1) select KNOB (e.g. **7660**)

2) add FINISH (e.g. 7660**PC**)

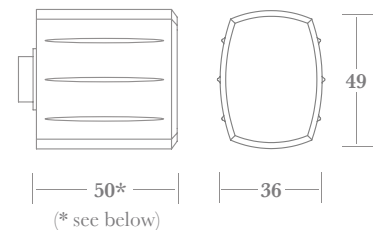
For HALF SET (single knob) add /H (e.g. 7660PC/**H**).

For use with Baldwin 7.2mm spindles, diamond orientation, add BWN to code (e.g. 7660PC/**BWN**).

Backplates and Rosettes ordered separately - see sections ST3 and ST4.



▲ 7661



Finishes - See our price list or website for finish availability.

* total projection: add 7mm for rosette & 6mm for backplate. Knob design not suitable for use with backplates fitted with raised collars.

Door Knobs

Two traditional period Door Knobs designed to work in conjunction with the Rosettes & Backplates to be found in sections ST3 & ST4.

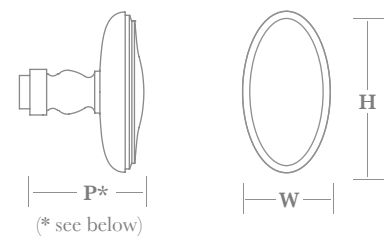
Complementary Thumb Turns can be found in section ST7, and Cabinet Knobs in section CF1.



▲ 7674



▲ 7674B with 7846B rosette



	A	B
H x W	68 x 37	76 x 42
P (projection)	52	55

Fixings

Supplied with 8mm x 110mm stainless steel lockpoint spindle and M6 grub screw (64mm max. door thickness); alternative spindle lengths and functions are available - see pages ST6:070 & 080.

Installation instructions supplied.

How to Order

Split Finish Sets -
order as singles

- 1) select KNOB (e.g. **7665**)
- 2) add FINISH (e.g. 7665**PC**)
- 3) add SIZE (e.g. 7665**PC/B**)

For HALF SET (single knob) add /H (e.g. 7665PC/B/**H**).

For half set (single knob) as exterior pairing with a CREMONE BOLT add CM to code (e.g. 7674PC/A//**CM**) - see DB3:200.

For use with Baldwin 7.2mm spindles, diamond orientation, add BWN to code (e.g. 7674PC/**BWN** or 7665PC/B/**BWN**).

Backplates and Rosettes ordered separately - see sections ST3 and ST4.


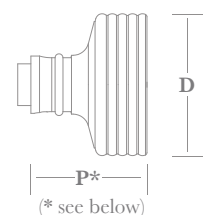
Finishes - See our price list or website for finish availability.



▲ 7665



▲ 7665A with 5900B plate



▲ 7665A with 7822B rosette

7665	A	B	C	D
D (diameter)	Ø 48	Ø 54	Ø 64	Ø 75
P (projection)	42*	44*	46*	48*

* total projection: add 7mm for rosette, 6mm for backplate with flush collar & 10mm for plate with raised collar.

Door Knobs

One contemporary and one classic 1950's period Door Knob - both designed to work in conjunction with the Rosettes & Backplates to be found in sections ST3 & ST4.

Complementary Thumb Turns can be found in section ST7, and Cabinet Knobs in section CF1.



Fixings

Supplied with 8mm x 110mm stainless steel lockpoint spindle and M6 grubscrew (64mm max. door thickness); alternative spindle lengths and functions are available - see pages ST6:070 & 080.

Installation instructions supplied.

How to Order

Split Finish Sets - order as singles

1) select KNOB (e.g. **7667**)


2) add FINISH (e.g. 7667**PC**)

For HALF SET (single knob) add /H (e.g. 7667PC/**H**).

For use with Baldwin 7.2mm spindles, diamond orientation, add BWN to code (e.g. 7667PC/**BWN**).

Backplates and Rosettes ordered separately - see sections ST3 and ST4.

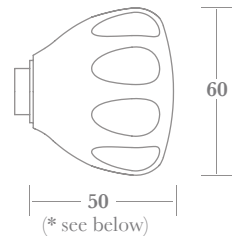
Finishes - See our price list or website for finish availability.



▲ **7667**



▲ **7667** with **5900B** plate



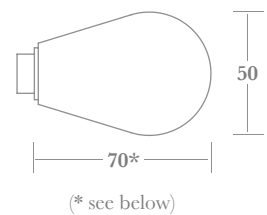
▲ **7667** with **7845B** rosette



▲ **7672**



▲ **7672** with **6000B** plate



▲ **7672** with **7842B** rosette

* total projection: add 7mm for rosette, 6mm for backplate with flush collar & 10mm for plate with raised collar.

Door Knobs

One contemporary and one traditional period Door Knob - both designed to work in conjunction with the Rosettes & Backplates to be found in sections ST3 & ST4.

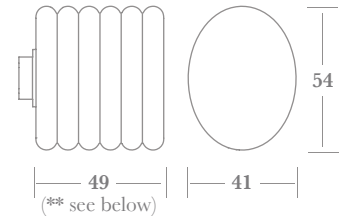
Complementary Thumb Turns can be found in section ST7, and Cabinet Knobs in section CF1.



▲ 7666



▲ 7666 with 4950B plate



▲ 7666 with 7843B rosette

Fixings

Supplied with 8mm x 110mm stainless steel lockpoint spindle and M6 grub screw (64mm max. door thickness); alternative spindle lengths and functions are available - see pages ST6:070 & 080.

Installation instructions supplied.

How to Order

Split Finish Sets -
order as singles

- 1) select KNOB (e.g. 7694)
- 2) add FINISH (e.g. 7694PC)
- 3) 7694 add SIZE (e.g. 7694PC/B)

For HALF SET (single knob) add /H (e.g. 7694PC/B/H).

For use with Baldwin 7.2mm spindles, diamond orientation, add BWN to code (e.g. 7694PC/B/BWN).

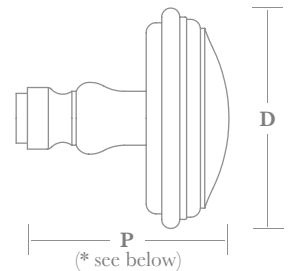
Backplates and Rosettes ordered separately - see sections ST3 and ST4.



▲ 7694



▲ 7694B with 6000B plate



▲ 7694B with 7846B rosette

Finishes - See our price list or website for finish availability.

	A	B
D (diameter)	Ø 62	Ø 75
P (projection)	59*	71*

* total projection: add 7mm for rosette, 6mm for backplate with flush collar & 10mm for plate with raised collar.

** Knob design not suitable for use with backplates fitted with raised collars.

Door Knobs

One traditional period, and one classic contemporary Octagonal Door Knob - both designed to work in conjunction with the Rosettes & Backplates to be found in sections ST3 & ST4.

Complementary Thumb Turns can be found in section ST7, and Cabinet Knobs in section CF1.



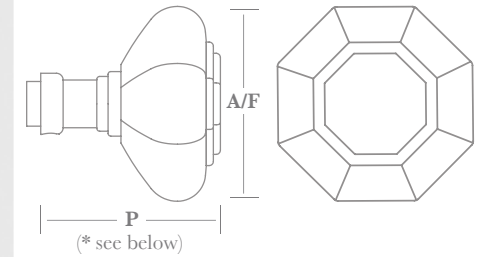
▲ 7637



▲ 7624



▲ 7637A with 7837B rosette

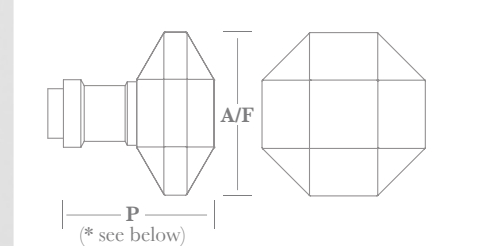


7637	A	B
A/F (across flats)	57	69
P (projection)	55	64

A/F = dimension across flats



▲ 7624A with 7824A rosette



7624	A	B	C
A/F (across flats)	53	60	70
P (projection)	49	52	56

A/F = dimension across flats

Fixings

Supplied with 8mm x 110mm stainless steel lockpoint spindle and M6 grubscrew (64mm max. door thickness); alternative spindle lengths and functions are available - see pages ST6:070 & 080.

Installation instructions supplied.

How to Order

Split Finish Sets - order as singles

- 1) select KNOB (e.g. **7637**)
- 2) add FINISH (e.g. 7637**PC**)
- 3) add SIZE (e.g. 7637PC/**B**).

For HALF SET (single knob) add /H (e.g. 7637PC/B/**H**).

For half set (single knob) as exterior pairing with a CREMONE BOLT add CM to code (e.g. 7637PC/B/**CM**) - see DB3:200.

For use with Baldwin 7.2mm spindles, diamond orientation, add BWN to code (e.g. 7637PC/B/**BWN**).

Backplates and Rosettes ordered separately - see sections ST3 and ST4.

Finishes - See our price list or website for finish availability.

* total projection: add 7mm for rosette, 6mm for backplate with flush collar & 10mm for plate with raised collar.

Door Knobs

One Art Deco and one Domed Oval Door Knob - both designed to work in conjunction with the Rosettes & Backplates to be found in sections ST3 & ST4.

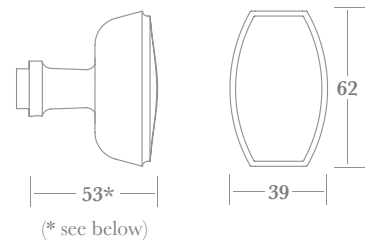
Complementary Thumb Turns can be found in section ST7, and Cabinet Knobs in section CF1.



▲ 7631



▲ 7631 with 6600B plate



▲ 7631 with 7826 plate

Fixings

Supplied with 8mm x 110mm stainless steel lockpoint spindle and M6 grub screw (64mm max. door thickness); alternative spindle lengths and functions are available - see pages ST6:070 & 080.

Installation instructions supplied.

How to Order

Split Finish Sets -
order as singles

1) select KNOB (e.g. **7631**)

2) add FINISH (e.g. 7631**PC**)

For HALF SET (single knob) add /H (e.g. 7631PC/**H**).

For half set (single knob) as exterior pairing with a CREMONE BOLT add CM to code (e.g. 7631PC/**CM**) - see DB3:200.

For use with Bladwin 7.2mm spindles, diamond orientation, add BWN to code (e.g. 7631PC/**BWN**).

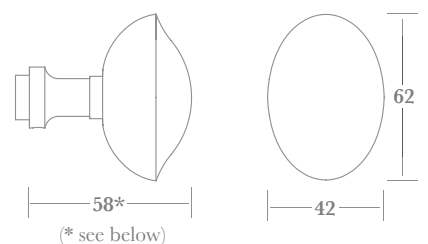
Backplates and Rosettes ordered separately - see sections ST3 and ST4.



▲ 7657



▲ 7657 with 5951B plate



▲ 7657 with 7827B rosette

* total projection: add 7mm for rosette, 6mm for backplate with flush collar & 10mm for plate with raised collar.

Finishes - See our price list or website for finish availability.

Door Knobs

Two traditional period Door Knobs - both available in two sizes - designed to work in conjunction with the Rosettes & Backplates to be found in sections ST3 & ST4.

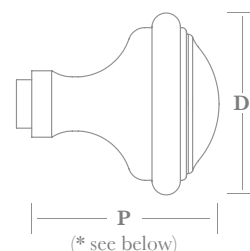
Complementary Thumb Turns can be found in section ST7, and Cabinet Knobs in section CF1.



▲ 7648



▲ 7648B with 5951B plate



▲ 7648B with 7834B rosette

Fixings

Supplied with 8mm x 110mm stainless steel lockpoint spindle and M6 grubscrew (64mm max. door thickness); alternative spindle lengths and functions are available - see pages ST6:070 & 080.

Installation instructions supplied.

How to Order

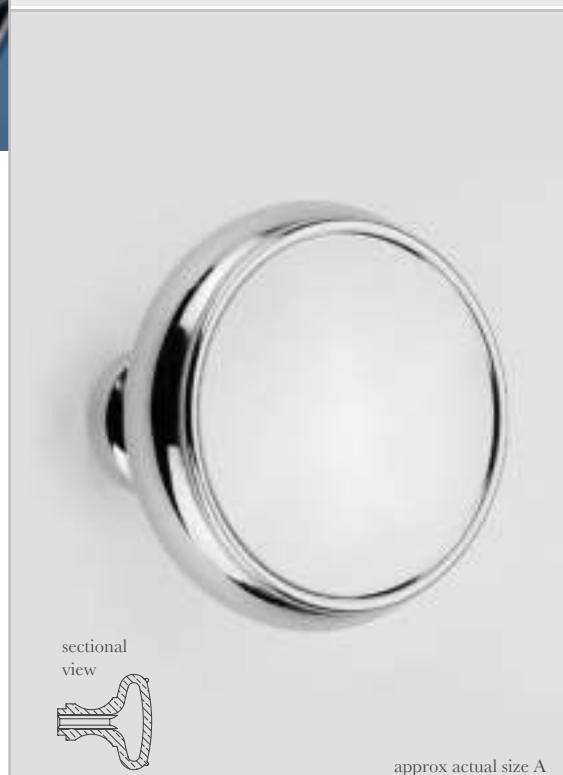
Split Finish Sets - order as singles

- 1) select KNOB (e.g. **7635**)
- 2) add FINISH (e.g. 7635**PC**)
- 3) add SIZE (e.g. 7635**PC/B**)

For HALF SET (single knob) add /H (e.g. 7635PC/B/**H**).

For use with Baldwin 7.2mm spindles, diamond orientation, add BWN to code (e.g. 7635PC/B/**BWN**).

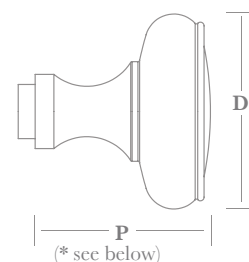
Backplates and Rosettes ordered separately - see sections ST3 and ST4.



▲ 7635



▲ 7635A with 6000B plate



▲ 7635A with 7822B rosette

		D (diameter)	P (projection)
7648	A	Ø 54	52*
	B	Ø 60	62*
7635	A	Ø 57	51*
	B	Ø 63	52*

* total projection: add 7mm for rosette, 6mm for backplate with flush collar & 10mm for plate with raised collar.

Finishes - See our price list or website for finish availability.

Door Knobs

Two traditional period Door Knobs - both available in two sizes - designed to work in conjunction with the Rosettes & Backplates to be found in sections ST3 & ST4.

Complementary Thumb Turns can be found in section ST7, and Cabinet Knobs in section CF1.



Fixings

Supplied with 8mm x 110mm stainless steel lockpoint spindle and M6 grub screw (64mm max. door thickness); alternative spindle lengths and functions are available - see pages ST6:070 & 080.

Installation instructions supplied.

How to Order

Split Finish Sets -
order as singles

- 1) select KNOB (e.g. **7636**)
- 2) add FINISH (e.g. 7636**PC**)
- 3) add SIZE (e.g. 7636PC/**B**)

For HALF SET (single knob) add /H (e.g. 7636PC/B/**H**).

For use with Baldwin 7.2mm spindles, diamond orientation, add BWN to code (e.g. 7636PC/B/**BWN**).

Backplates and Rosettes ordered separately - see sections ST3 and ST4.

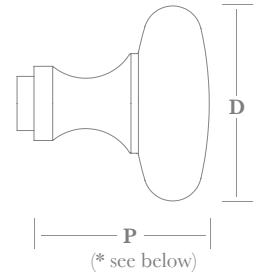
Finishes - See our price list or website for finish availability.




▲ **7622**



▲ **7622A** with **5951B** plate



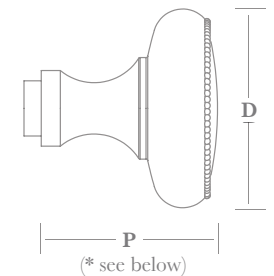
▲ **7622A** with **7822B** rosette



▲ **7636**



▲ **7636A** with **4900B** plate



▲ **7636A** with **7838B** rosette

	A	B
D (diameter)	Ø 57	Ø 63
P (projection)	51*	52*

* total projection: add 7mm for rosette, 6mm for backplate with flush collar & 10mm for plate with raised collar.

Door Knobs

Two traditional period Door Knobs - both available in four sizes - designed to work in conjunction with the Rosettes & Backplates to be found in sections ST3 & ST4.

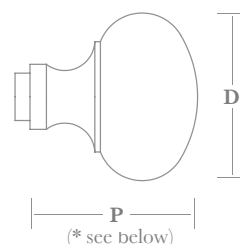
Complementary Thumb Turns can be found in section ST7, and Cabinet Knobs in section CF1.



▲ 7634



▲ 7634B with 5900B plate



▲ 7634B with 7834B rosette

Fixings

Supplied with 8mm x 110mm stainless steel lockpoint spindle and M6 grubscrew (64mm max. door thickness); alternative spindle lengths and functions are available - see pages ST6:070 & 080.

Installation instructions supplied.

How to Order


Split Finish Sets - order as singles

- 1) select KNOB (e.g. **7638**)
- 2) add FINISH (e.g. 7638**PC**)
- 3) add SIZE (e.g. 7638PC/**B**)

For HALF SET (single knob) add /H (e.g. 7638PC/B/**H**).

For use with Baldwin 7.2mm spindles, diamond orientation, add BWN to code (e.g. 7638PC/B/**BWN**).

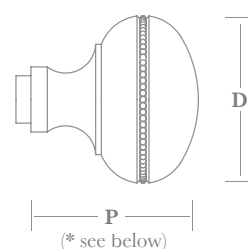
Backplates and Rosettes ordered separately - see sections ST3 and ST4.



▲ 7638



▲ 7638B with 4700B plate



▲ 7638B with 7838B rosette

	AA	A	B	C
D (diameter)	Ø 44	Ø 51	Ø 57	Ø 63
P (projection)	45*	51*	56*	61*

* total projection: add 7mm for rosette, 6mm for backplate with flush collar & 10mm for plate with raised collar.

Finishes - See our price list or website for finish availability.

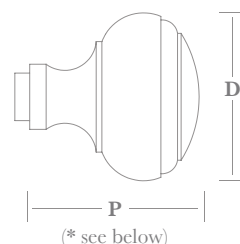
Door Knobs

Two traditional period Door Knobs - both available in four sizes - designed to work in conjunction with the Rosettes & Backplates to be found in sections ST3 & ST4.

Complementary Thumb Turns can be found in section ST7, and Cabinet Knobs in section CF1.



▲ 7641



Fixings

Supplied with 8mm x 110mm stainless steel lockpoint spindle and M6 grub screw (64mm max. door thickness); alternative spindle lengths and functions are available - see pages ST6:070 & 080.

Installation instructions supplied.

How to Order


Split Finish Sets - order as singles

- 1) select KNOB (e.g. 7645)
- 2) add FINISH (e.g. 7645PC)
- 3) add SIZE (e.g. 7645PC/B)

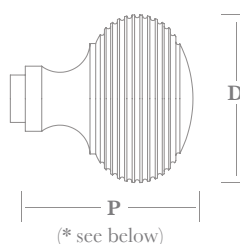
For HALF SET (single knob) add /H (e.g. 7645PC/B/H).

For use with Baldwin 7.2mm spindles, diamond orientation, add BWN to code (e.g. 7645PC/B/BWN).

Backplates and Rosettes ordered separately - see sections ST3 and ST4.



▲ 7645



Finishes - See our price list or website for finish availability.

	AA	A	B	C
D (diameter)	Ø 44	Ø 51	Ø 57	Ø 63
P (projection)	45*	51*	56*	61*

* total projection: add 7mm for rosette, 6mm for backplate with flush collar & 10mm for plate with raised collar.

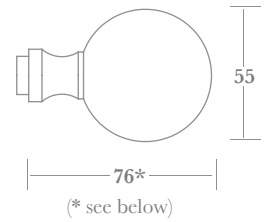

Door Knobs

Two traditional period Door Knobs designed to work in conjunction with the Rosettes & Backplates to be found in sections ST3 & ST4.

Complementary Thumb Turns can be found in section ST7, and Cabinet Knobs in section CF1.



▲ 7614



Fixings

Supplied with 8mm x 110mm stainless steel lockpoint spindle and M6 grubscrew (64mm max. door thickness); alternative spindle lengths and functions are available - see pages ST6:070 & 080.

Installation instructions supplied.

How to Order

Split Finish Sets - order as singles


1) select KNOB (e.g. **7623**)

2) add FINISH (e.g. 7623**PC**)

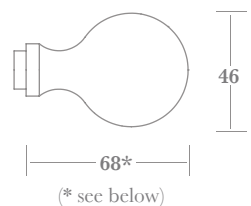
For HALF SET (single knob) add /H (e.g. 7623PC/**H**).

For use with Baldwin 7.2mm spindles, diamond orientation, add BWN to code (e.g. 7623PC/**BWN**).

Backplates and Rosettes ordered separately - see sections ST3 and ST4.



▲ 7623



Finishes - See our price list or website for finish availability.

* total projection: add 7mm for rosette, 6mm for backplate with flush collar & 10mm for plate with raised collar.

Door Knobs

Two traditional period Door Knobs designed to work in conjunction with the Rosettes & Backplates to be found in sections ST3 & ST4.

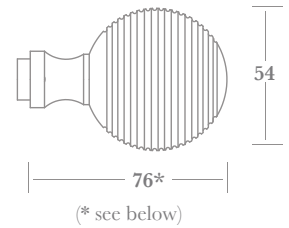
Complementary Thumb Turns can be found in section ST7, and Cabinet Knobs in section CF1.



▲ 7618



▲ 7618 with 5951B plate



▲ 7618 with 7827B rosette

Fixings

Supplied with 8mm x 110mm stainless steel lockpoint spindle and M6 grub screw (64mm max. door thickness); alternative spindle lengths and functions are available - see pages ST6:070 & 080.

Installation instructions supplied.

How to Order

Split Finish Sets - order as singles

1) select KNOB (e.g. 7627)

2) add FINISH (e.g. 7627PC)

For HALF SET (single knob) add /H (e.g. 7627PC/H).

For use with Baldwin 7.2mm spindles, diamond orientation, add BWN to code (e.g. 7627PC/BWN).

Backplates and Rosettes ordered separately - see sections ST3 and ST4.

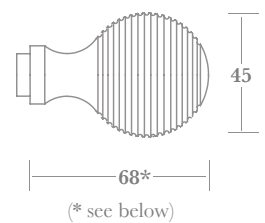
Finishes - See our price list or website for finish availability.



▲ 7627



▲ 7627 with 5900B plate



▲ 7627 with 7841B rosette

* total projection: add 7mm for rosette, 6mm for backplate with flush collar & 10mm for plate with raised collar.

Door Knobs

Two Oval Door Knobs designed to work in conjunction with the Rosettes & Backplates to be found in sections ST3 & ST4.

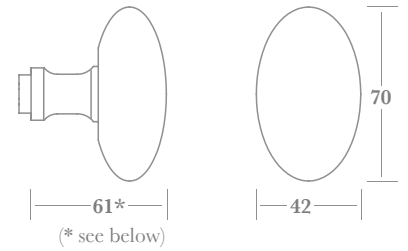
Complementary Thumb Turns can be found in section ST7, and Cabinet Knobs in section CF1.



▲ **7616**



▲ **7616** with **6000B** plate



▲ **7616** with **7846B** rosette

Fixings

Supplied with 8mm x 110mm stainless steel lockpoint spindle and M6 grubscrew (64mm max. door thickness); alternative spindle lengths and functions are available - see pages ST6:070 & 080.

Installation instructions supplied.

How to Order

Split Finish Sets - order as singles

1) select KNOB (e.g. **7621**)


2) add FINISH (e.g. 7621**PC**)

For HALF SET (single knob) add /H (e.g. 7621**PC/H**).

For half set (single knob) as exterior pairing with a CREMONE BOLT add CM to code (e.g. 7621**PC/CM**) - see DB3:200.

For use with Baldwin 7.2mm spindles, diamond orientation, add BWN to code (e.g. 7621**PC/BWN**).

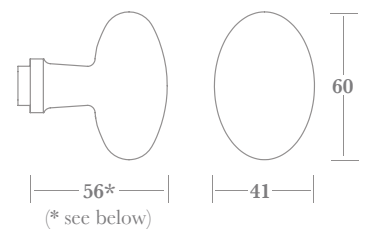
Backplates and Rosettes ordered separately - see sections ST3 and ST4.



▲ **7621**



▲ **7621** with **6000B** plate



▲ **7621** with **7847B** rosette

* total projection: add 7mm for rosette, 6mm for backplate with flush collar & 10mm for plate with raised collar.

Finishes - See our price list or website for finish availability.

Door Knobs

One 1950's inspired, and one traditional period, Door Knob - both designed to work in conjunction with the Rosettes & Backplates to be found in sections ST3 & ST4.

Complementary Thumb Turns can be found in section ST7, and Cabinet Knobs in section CF1.



Fixings

Supplied with 8mm x 110mm stainless steel lockpoint spindle and M6 grub screw (64mm max. door thickness); alternative spindle lengths and functions are available - see pages ST6:070 & 080.

Installation instructions supplied.

How to Order

Split Finish Sets - order as singles


- 1) select KNOB (e.g. **7615**)
- 2) add FINISH (e.g. 7615**PC**)
- 3) 7653 add SIZE (e.g. 7653**PC/B**)

For HALF SET (single knob) add /H (e.g. 7615**PC/H**).

For use with Baldwin 7.2mm spindles, diamond orientation, add BWN to code (e.g. 7615**PC/BWN**).

Backplates and Rosettes ordered separately - see sections ST3 and ST4.

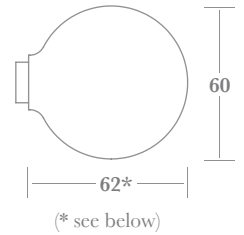
Finishes - See our price list or website for finish availability.



▲ **7615**



▲ **7615** with **5900B** plate



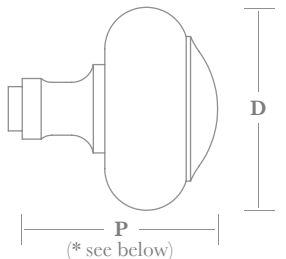
▲ **7615** with **7845B** rosette



▲ **7653**



▲ **7653B** with **5900B** plate



▲ **7653B** with **7834B** rosette

	A	B
D (diameter)	Ø 60	Ø 73
P (projection)	58*	70*

* total projection: add 7mm for rosette, 6mm for backplate with flush collar & 10mm for plate with raised collar.